



Table of Contents

Specifications

Application Map	2
Design Specifications	3

Trailers

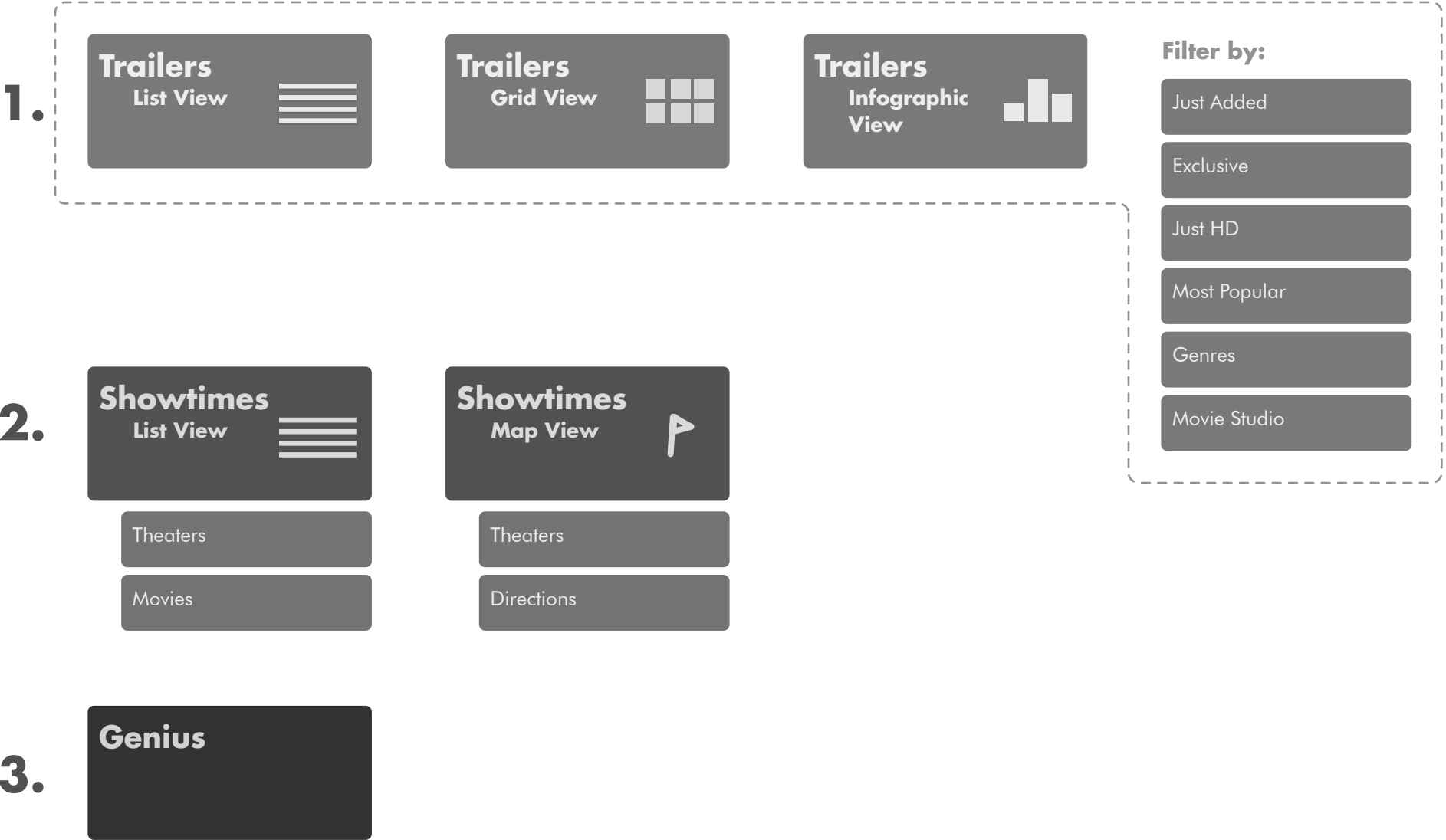
List View (Home)	4
List View (Full Page)	5
Playlist	6
Grid View	7
Grid View (Trailer Detail)	8
Infographic View	9
Infographic View (Zoom)	10
Infographic View (Trailer Detail)	11

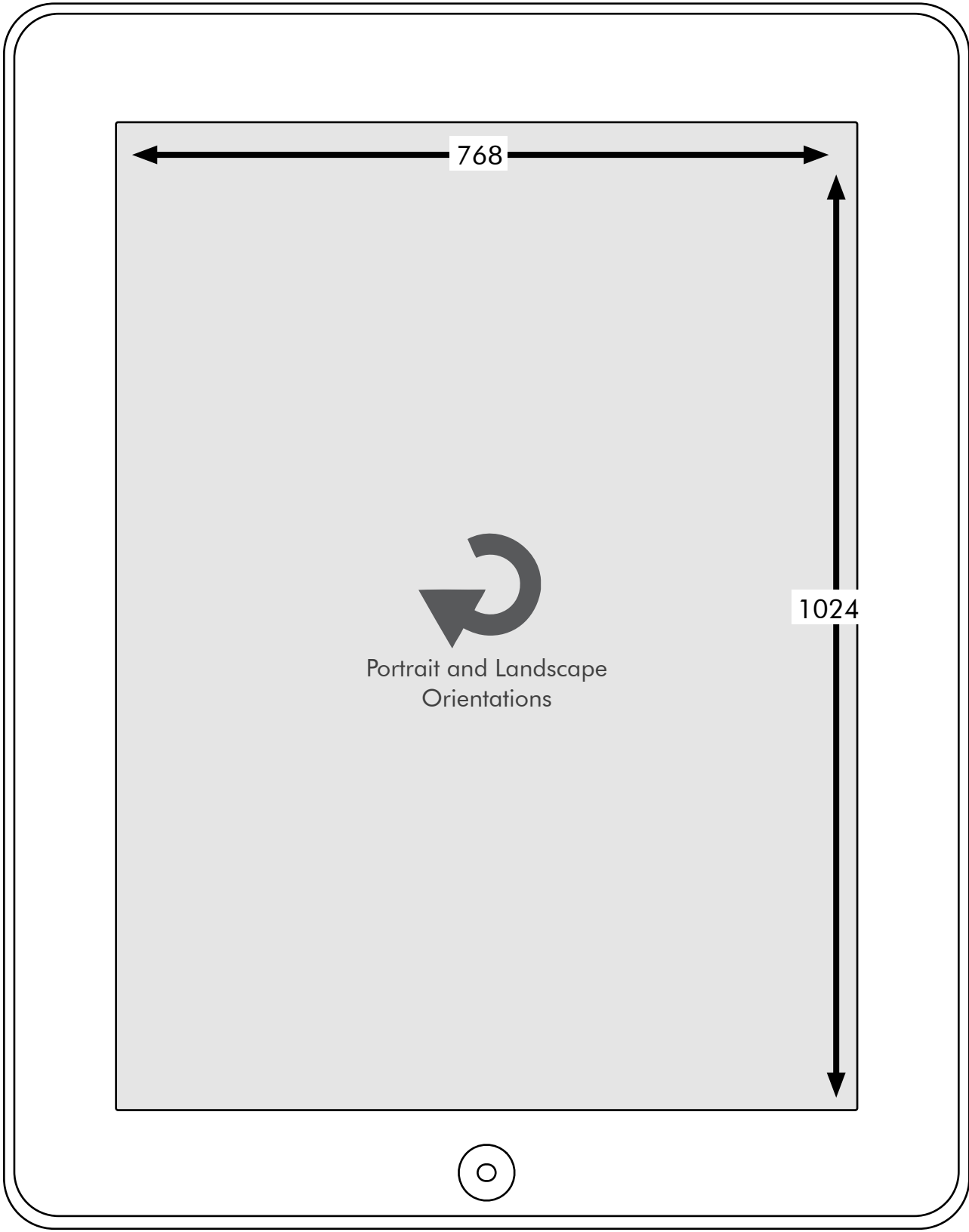
Showtimes

List View (Theaters)	12
List View (Movies)	13
Map View	14

Application Map

A three-part interface





Design Specifications

Build Specifications

Objective C

Screen Resolution

Resolution: 1024x768

Hardware Interface

9.7-inch (diagonal) LED-backlit glossy widescreen Multi-Touch display with IPS technology



Trailers - List View (Home)

1. Playlist - Drops down the trailer playlist
2. Trailers panel sub-navigation controls - toggle between list, grid, and infographic views
3. Search
4. Featured content area
5. Listed content navigation (cycle through content)
6. See More - expands the list view to full screen
7. Filter by - drop down with filter selections
8. Movie trailer content box - Title, Genre, Release date, "Add to Playlist", and links to by tickets and view more information (pops up movie info box)
9. Primary navigation links

Trailers - List View (Full Page)

Full trailer list (3x4 in landscape, 2x6 in portrait)



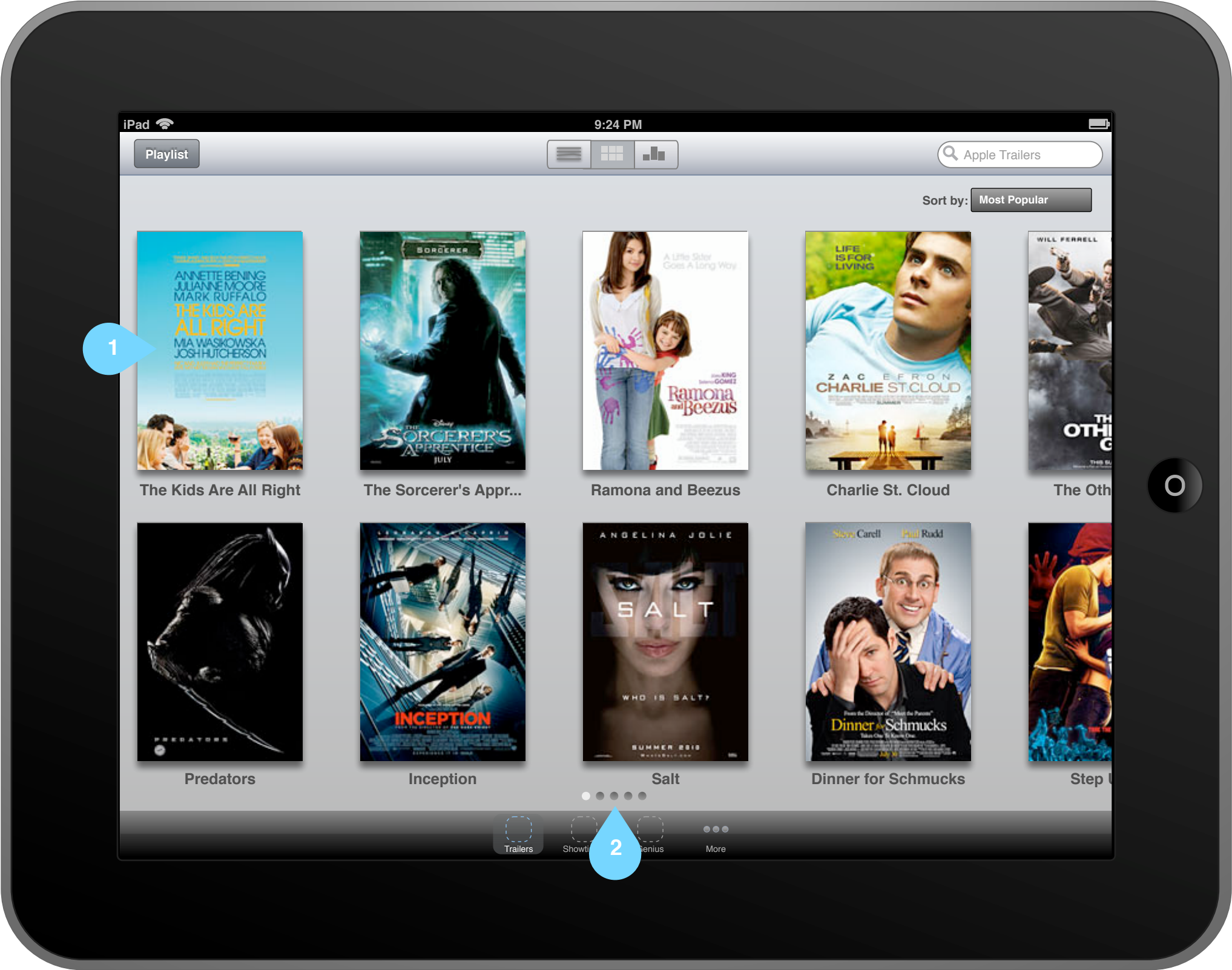
Trailers - Playlist

- 1. Playlist pop-over - options to play all trailers in order or each individual



Trailers - Grid View

- 1. Movie one-sheet images
- 2. Swipe through the grid to see more movies





Trailers - Grid View (Trailer Detail)

- 1. Movie one sheet, title, genre, release date, director, cast, and writers
- 2. Link to buy tickets
- 3. Links to add trailers to the playlist or play now
- 4. Movie imagery
- 5. Additional movie content below imagery (swipe down)



Trailers - Infographic View

- 1. Movie one-sheet images sorted by release week
- 2. Sort by drop-down menu
- 3. User taps a one-sheet image to see a pop-over detail page

Trailers - Infographic View (Zoom)

1. Selecting a different "sort by" filter will automatically reorder all of the movie one-sheets in the timeline to the appropriate categorization. The user can still pinch zoom in and out to increase or decrease the date-range of included films.

User can pinch zoom in or out to see more or less detail.



Trailers - Infographic View (Trailer Detail)

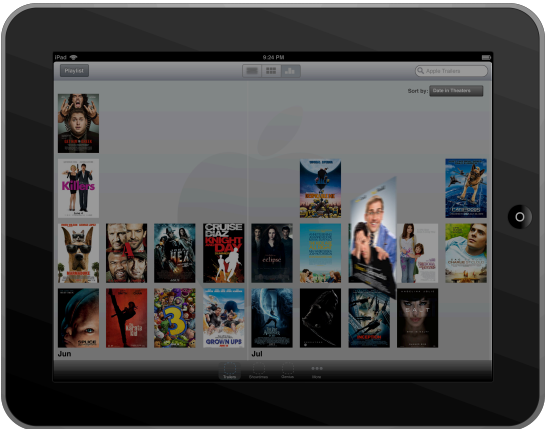
Tap a movie's one-sheet poster to view details, watch the trailer(s), or add a trailer to the Playlist.

The poster animates as shown:

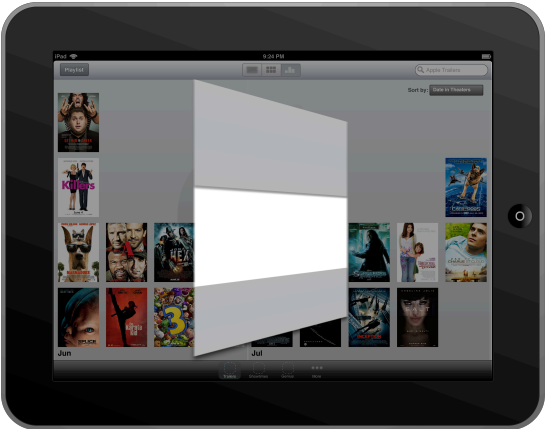
1.

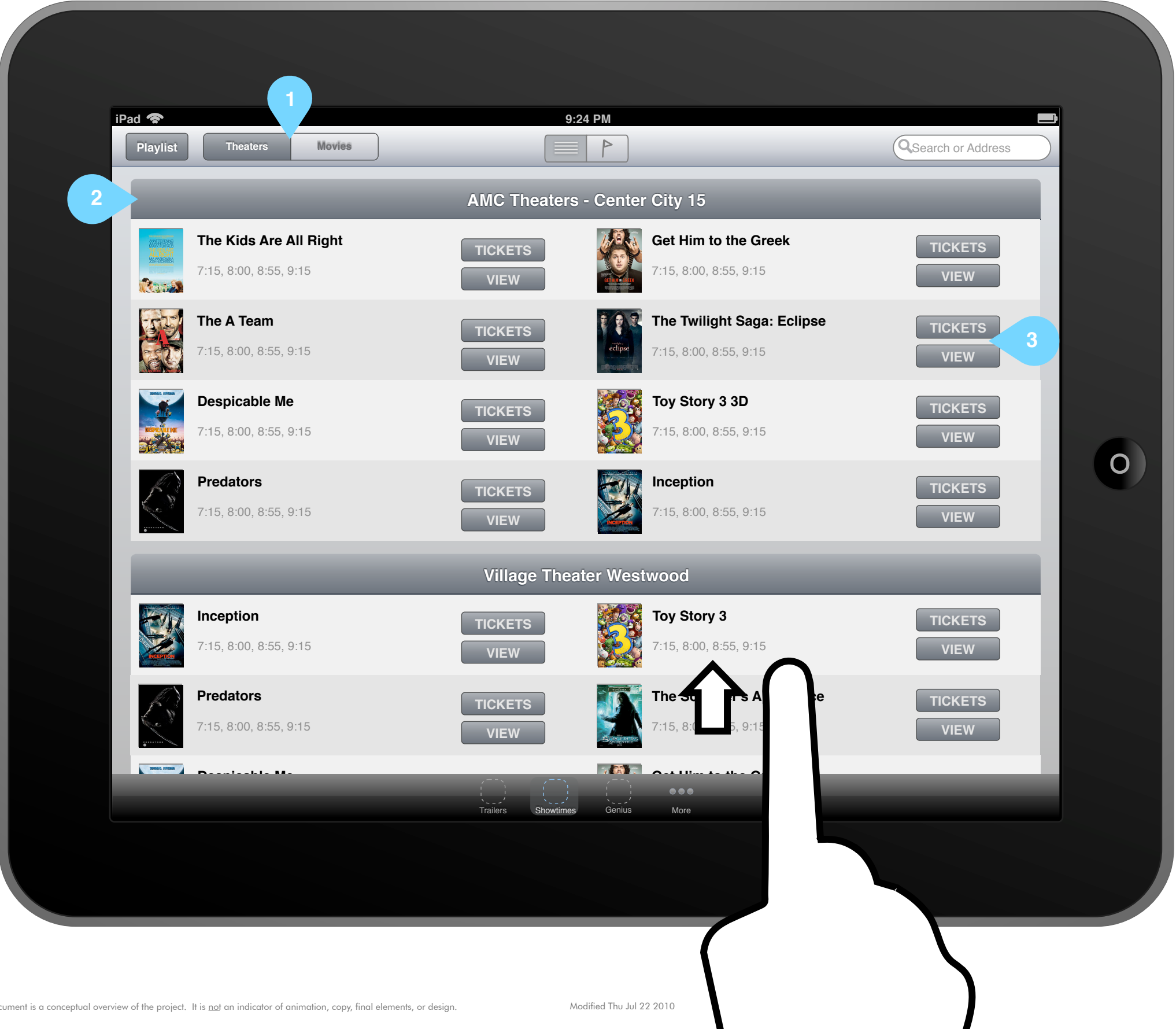


2.



3.





Showtimes - List View (Theaters)

1. Theater/Movies toggle - reorganizes content to be listed by theater or movie
2. Content block - categorized content by theater
3. Movies are displayed with the one-sheet, movie title, next showtimes, and links to buy tickets or view movie details



Showtimes - List View (Movies)

1. Movie one sheet, synopsis, genre, release date, director, and cast
2. Links to add trailers to the playlist or play now
3. Theaters ordered by distance to the user (using assisted GPS). Displays the theater name, address, and showtimes. Tap the theater name to get the location's details.
4. Links to purchase tickets at a selected theater or view the theater in Map View (pg. 14)



Showtimes - Map View

1. Theaters/Directions toggle - see all theaters in the map area or get directions from your location to a specified theater.
2. Trailers panel sub-navigation controls - toggle between list and map views
3. Search - same functionality as the Maps application
4. Theater locations in the geographic area near the user
5. Theater detail pop-over - shows movies playing at the theater, the next few showing times, and a link to see more showtimes for each movie.